

ALL PRODUCT DIMENSIONS ARE BEFORE COATING

REFERENCE DRAWING ONLY - NOT TO BE USED FOR INSPECTION PURPOSES

DO NOT SCALE

MATERIAL SPECIFICATION

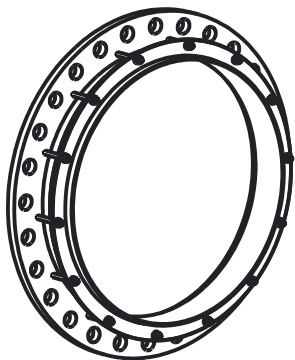
FLANGE (Part 1)
STEEL to
BS EN10025-2 GRADE S275JR
END RING (Part 2)
STEEL to
BS EN10025-2 GRADE S275JR
CENTRE SLEEVE (Part 3)
STEEL to
BS EN10025-2 GRADE S355JR
GASKET (Part 4)
RUBBER 70 HARDNESS
Grade to suit service
STUDS (Part 5)
STEEL to
BS EN ISO898-1 PROPERTY CLASS 4.8
NUTS (Part 6)
STEEL to
BS4190 GRADE 4
WASHERS (Part 7)
STAINLESS STEEL to
BS1449:PART 2 GRADE 304S15

FINISH SPECIFICATION

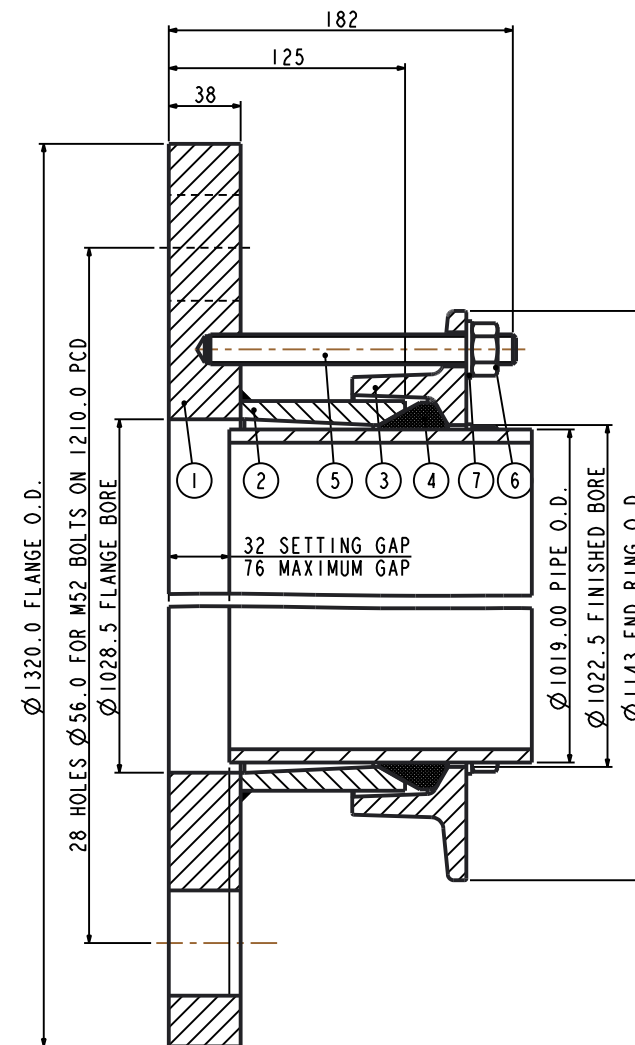
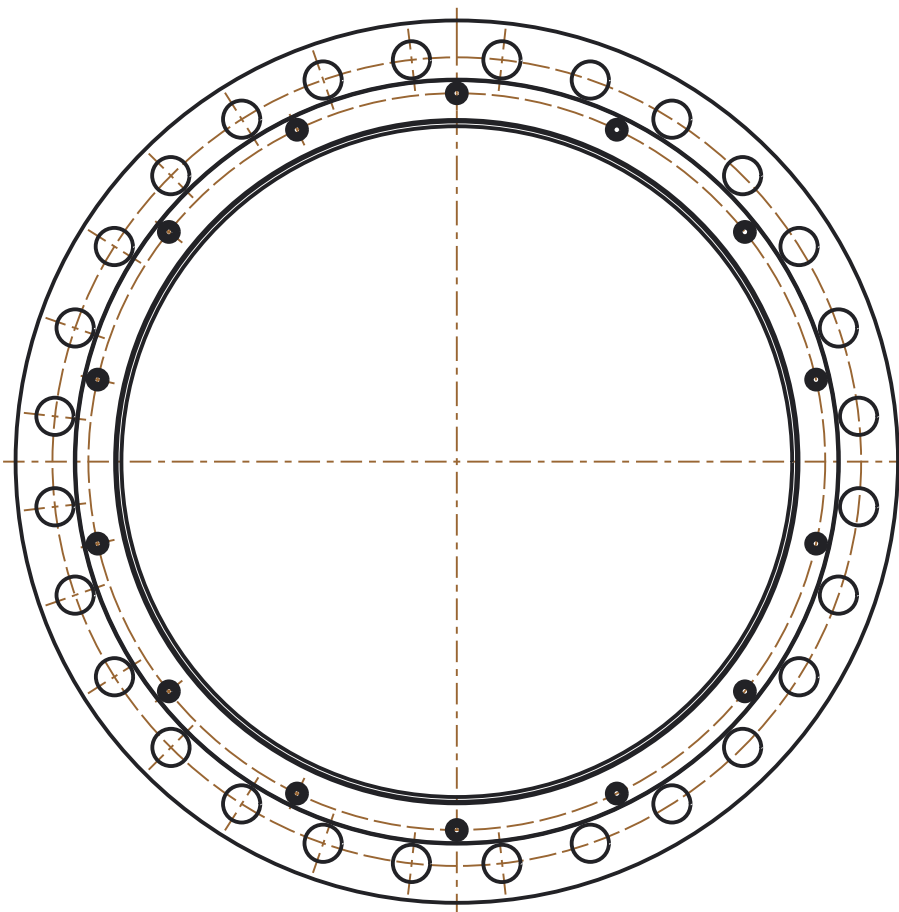
NOTES

STUD TORQUES

Torque to 95-120Nm or 70-90 lbf ft



ISOMETRIC VIEW



Pipe O.D. includes a Coating of 1.50mm thick. Un-Coated Pipe is 1016.00mm O.D.

PIPE O.D.	PIPE MATERIAL	PIPE TOLERANCE		FLANGE DRILLING	STUDS NO-SIZE	GASKET MOULD	NO OF NOTCHES	WORKING PRESSURE	TEST PRESSURE	SECTION	WEIGHT KG	ASSEMBLY DRG NO
1019.00	STEEL	1.60	1.60	1000PN25	14-M16x160	J119M	NOT REQUIRED	25.0bar	37.5bar	A2E	200.7	6175_307

OVERALL DIMENSIONS DRAWING FOR REFERENCE ONLY
VIKING JOHNSON RESERVE THE RIGHT TO AMEND DETAILS WITHOUT PRIOR NOTIFICATION

This drawing is the exclusive property of VIKING JOHNSON and is confidential and must not be reproduced or disclosed to a third party without written consent. It must be used only for the purpose which it has been issued and is returnable on request.

CRANE A Crane Co Company

OVERALL DIMENSIONS OF
VIKING JOHNSON FLANGE ADAPTOR
A2E SECTION
FOR A 1019.00mm PIPE O.D.
WITH A 1000PN25 FLANGE DRILLING

RELEASE LEVEL: Released

SHEET 1 OF 1



DRAWN	AUTO	SCALE	0.476
DATE	20/03/19	GENERIC	6175_A2E_ODIMS.1

DRG NO SKP13077-1