

ALL PRODUCT DIMENSIONS ARE BEFORE COATING

REFERENCE DRAWING ONLY - NOT TO BE USED FOR INSPECTION PURPOSES

DO NOT SCALE

# MATERIAL SPECIFICATION

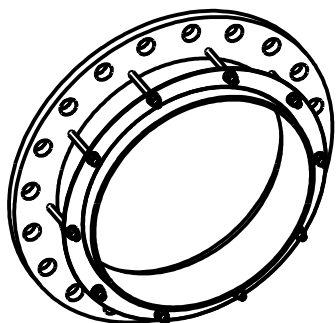
FLANGE (Part 1)  
STEEL to  
BS EN10025-2 GRADE S275JR  
END RING (Part 2)  
STEEL to  
BS EN10025-2 GRADE S275JR  
CENTRE SLEEVE (Part 3)  
STEEL to  
BS EN10025-2 GRADE S275JR  
GASKET (Part 4)  
RUBBER 80 HARDNESS  
Grade to suit service  
STUDS (Part 5)  
STEEL to  
BS EN ISO898-1 PROPERTY CLASS 4.8  
NUTS (Part 6)  
STEEL to  
BS4190 GRADE 4  
WASHERS (Part 7)  
STAINLESS STEEL to  
BS1449:PART 2 GRADE 304S15

## FINISH SPECIFICATION

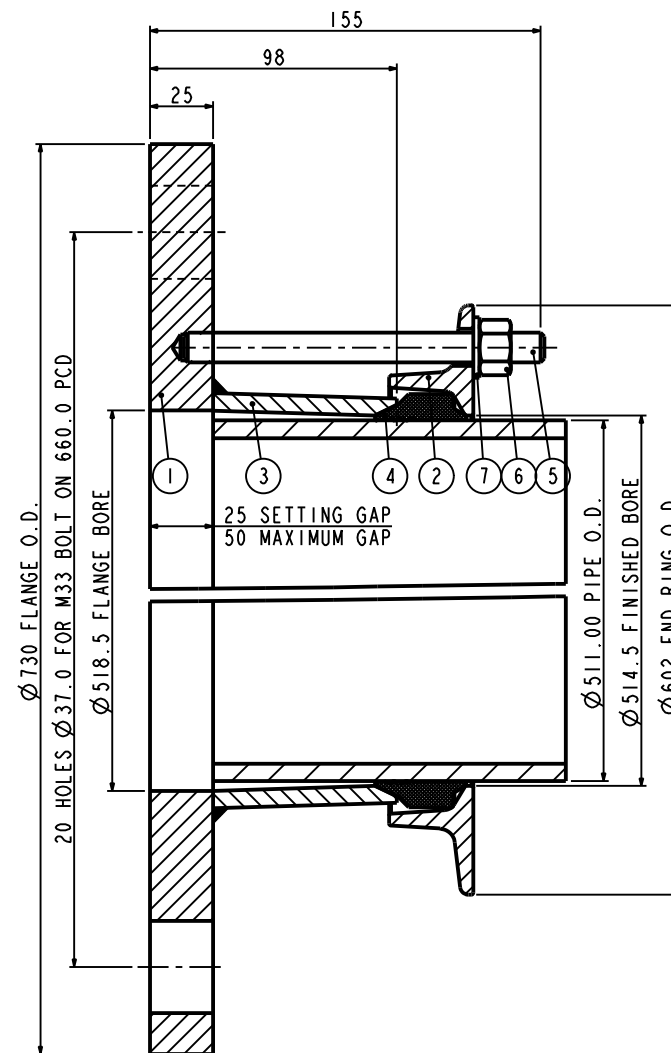
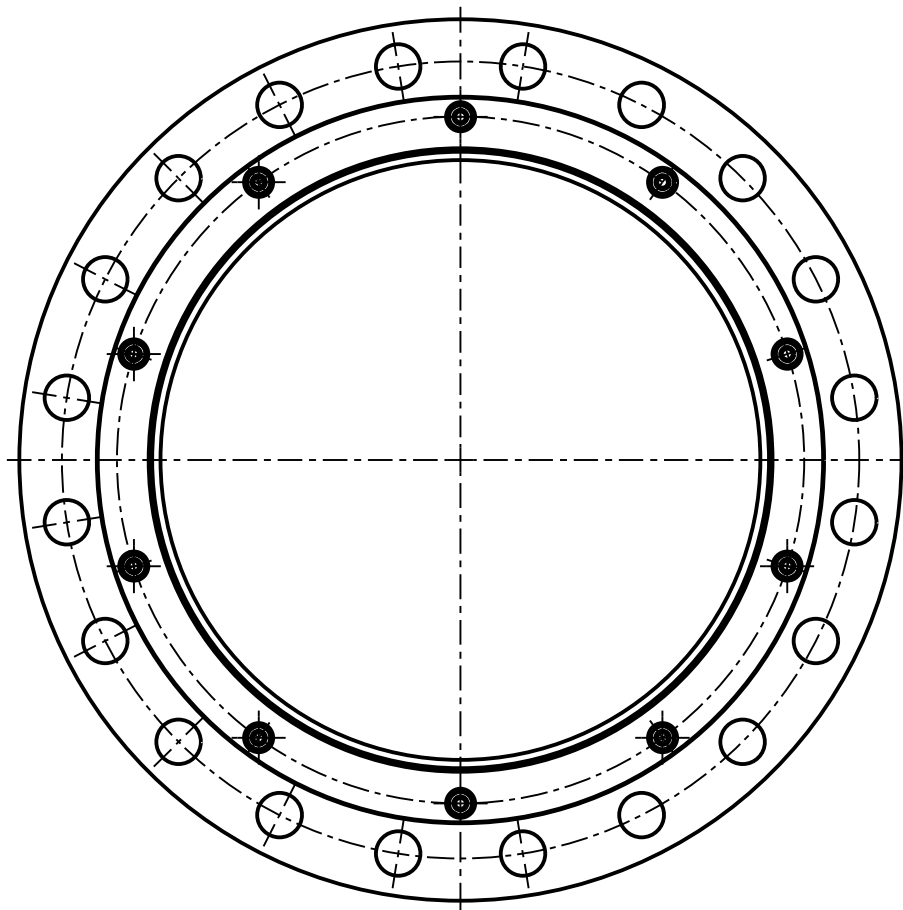
## NOTES

## STUD TORQUES

Torque to 55-65Nm or 40-50 lbf ft



ISOMETRIC VIEW



Pipe O.D. includes a Coating of 1.50mm thick. Un-Coated Pipe is 508.00mm O.D.

| PIPE<br>O.D. | PIPE<br>MATERIAL | PIPE TOLERANCE |      | FLANGE<br>DRILLING | STUDS<br>NO-SIZE | GASKET<br>MOULD | NO OF<br>NOTCHES | WORKING<br>PRESSURE | TEST<br>PRESSURE | SECTION | WEIGHT<br>KG | ASSEMBLY<br>DRG NO |
|--------------|------------------|----------------|------|--------------------|------------------|-----------------|------------------|---------------------|------------------|---------|--------------|--------------------|
|              |                  | +              | -    |                    |                  |                 |                  |                     |                  |         |              |                    |
| 511.00       | STEEL            | 1.60           | 1.60 | 500PN25            | 10-M12x140       | J57LS           | NOT REQUIRED     | 25.0bar             | 37.5bar          | L02     | 50.4         | 7600_1681          |

OVERALL DIMENSIONS DRAWING  
FOR REFERENCE ONLY  
VIKING JOHNSON RESERVE THE  
RIGHT TO AMEND DETAILS WITHOUT  
PRIOR NOTIFICATION

This drawing is the exclusive property of VIKING JOHNSON and  
is confidential and must not be reproduced or disclosed to a third  
party without written consent. It must be used only for the  
purpose which it has been issued and is returnable on request.

CRANE A Crane Co Company

OVERALL DIMENSIONS OF  
VIKING JOHNSON FLANGE ADAPTOR  
L02 SECTION

FOR 511.00mm PIPE O.D.  
WITH A 500PN25 FLANGE DRILLING

RELEASE LEVEL: Released

SHEET 1 OF 1



|       |          |         |               |
|-------|----------|---------|---------------|
| DRAWN | AUTO     | SCALE   | 0.143         |
| DATE  | 28/02/19 | GENERIC | 7600_O.DIMS.1 |

DRG NO SKP13017-1