

ALL PRODUCT DIMENSIONS ARE BEFORE COATING

REFERENCE DRAWING ONLY - NOT TO BE USED FOR INSPECTION PURPOSES

DO NOT SCALE

MATERIAL SPECIFICATION

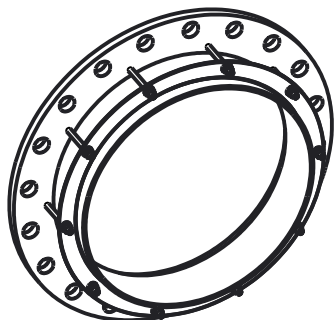
FLANGE (Part 1)
STEEL to
BS EN10025-2 GRADE S275JR
END RING (Part 2)
STEEL to
BS EN10025-2 GRADE S275JR
CENTRE SLEEVE (Part 3)
STEEL to
BS EN10025-2 GRADE S275JR
GASKET (Part 4)
RUBBER 80 HARDNESS
Grade to suit service
STUDS (Part 5)
STEEL to
BS EN ISO898-1 PROPERTY CLASS 4.8
NUTS (Part 6)
STEEL to
BS4190 GRADE 4
WASHERS (Part 7)
STAINLESS STEEL to
BS1449:PART 2 GRADE 304S15

FINISH SPECIFICATION

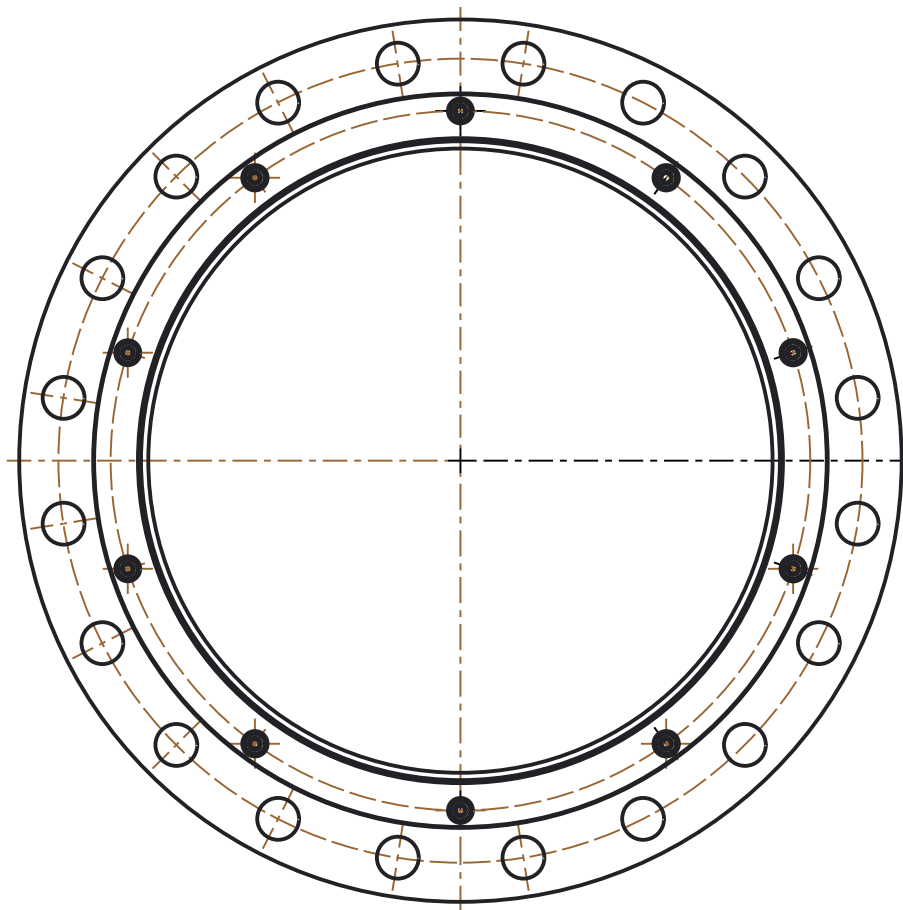
NOTES

STUD TORQUES

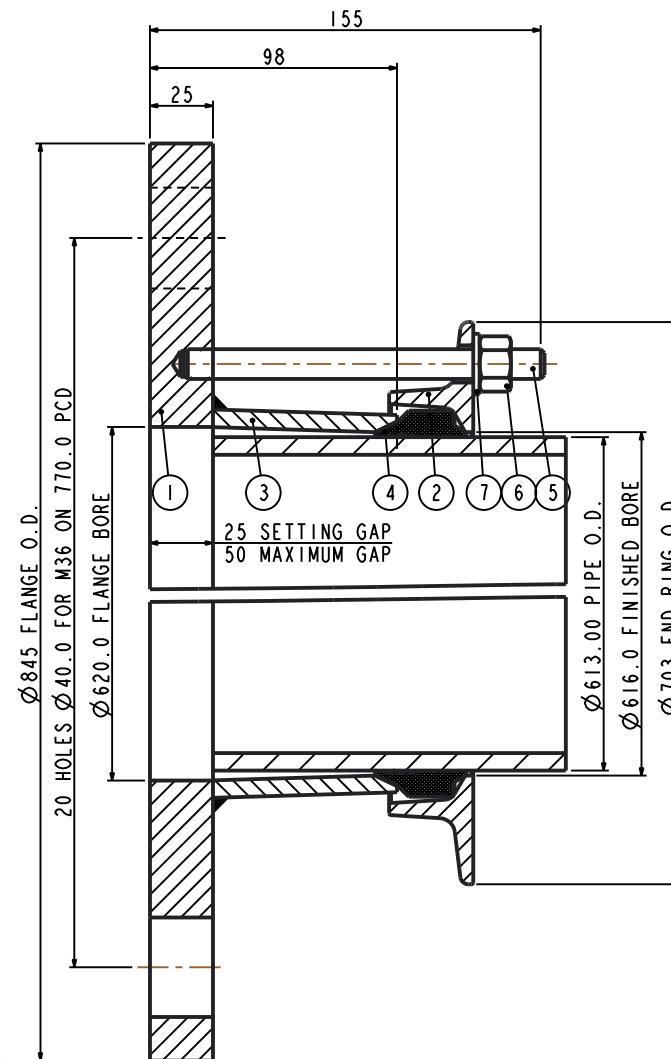
Torque to 55-65Nm or 40-50 lbf ft



ISOMETRIC VIEW



Pipe O.D. includes a Coating of 1.50mm thick. Un-Coated Pipe is 610.00mm O.D.



PIPE O.D.	PIPE MATERIAL	PIPE TOLERANCE		FLANGE DRILLING	STUDS NO-SIZE	GASKET MOULD	NO OF NOTCHES	WORKING PRESSURE	TEST PRESSURE	SECTION	WEIGHT KG	ASSEMBLY DRG NO
613.00	STEEL	1.60	1.60	600PN25	10-M12x140	J60LS	NOT REQUIRED	25.0bar	37.5bar	L02	62.2	7600_725

OVERALL DIMENSIONS DRAWING FOR REFERENCE ONLY
VIKING JOHNSON RESERVE THE RIGHT TO AMEND DETAILS WITHOUT PRIOR NOTIFICATION

This drawing is the exclusive property of VIKING JOHNSON and is confidential and must not be reproduced or disclosed to a third party without written consent. It must be used only for the purpose which it has been issued and is returnable on request.

CRANE A Crane Co Company

OVERALL DIMENSIONS OF
VIKING JOHNSON FLANGE ADAPTOR
L02 SECTION

FOR 613.00mm PIPE O.D.
WITH A 600PN25 FLANGE DRILLING

RELEASE LEVEL: Released

SHEET 1 OF 1



DRAWN	AUTO	SCALE	0.143
DATE	14/03/19	GENERIC	7600_O.DIMS.1

DRG NO SKP5073-1