

ALL PRODUCT DIMENSIONS ARE BEFORE COATING

REFERENCE DRAWING ONLY - NOT TO BE USED FOR INSPECTION PURPOSES

DO NOT SCALE

MATERIAL SPECIFICATION

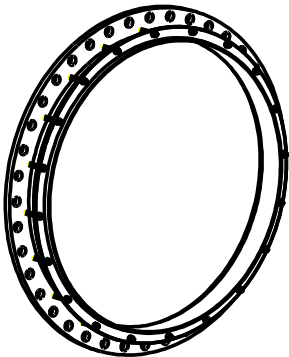
FLANGE (Part 1)
STEEL to
BS EN10025-2:2004 GRADE S275JR
END RING (Part 2)
STEEL to
BS EN10025-2:2004 GRADE S275JR
CENTRE SLEEVE (Part 3)
STEEL to
BS EN10025-2:2004 GRADE S355JR
GASKET (Part 4)
RUBBER 70 HARDNESS
Grade to suit service
STUDS (Part 5)
STEEL to
BS EN ISO898-1:1999 PROPERTY CLASS 4.8
NUTS (Part 6)
STEEL to
BS4190:2001 GRADE 4
WASHERS (Part 7)
STAINLESS STEEL to
BS1449:PART 2:1983 GRADE 304S15

FINISH SPECIFICATION

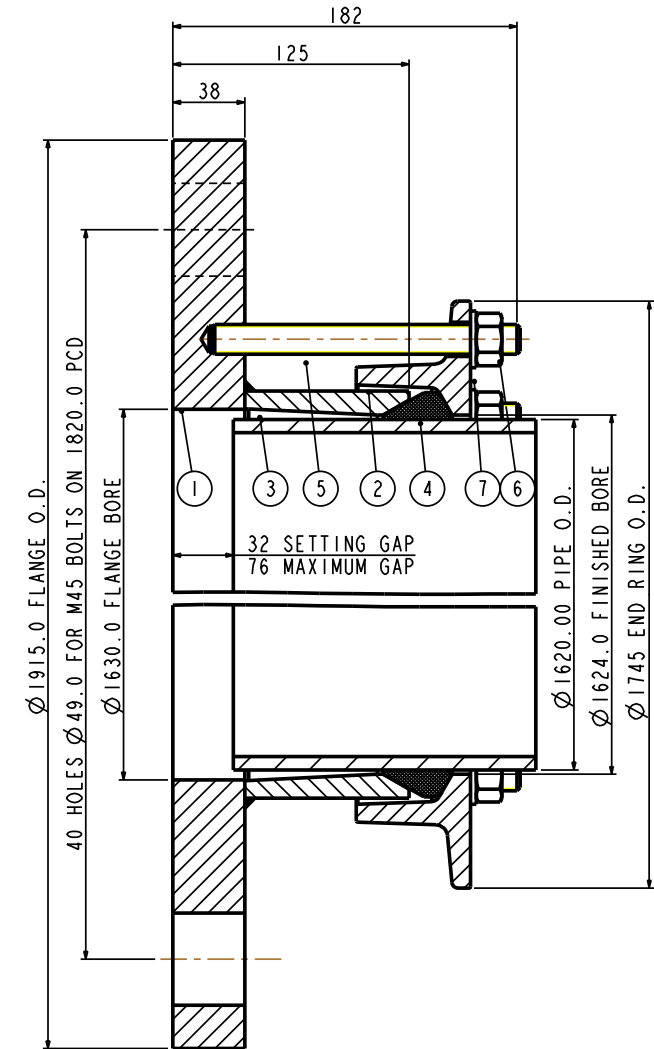
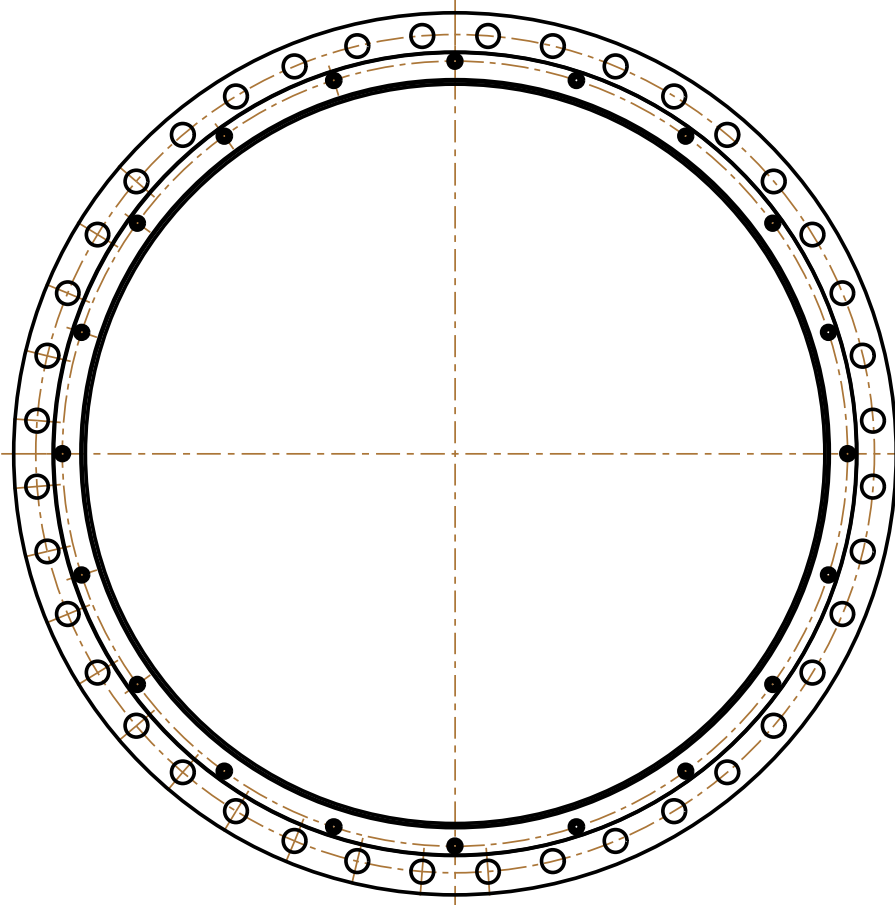
NOTES

STUD TORQUES

PIPE MATERIAL	Nm	lbf ft
GRP	47-60	35-45
ALL OTHERS	95-120	70-90



ISOMETRIC VIEW



PIPE O.D.	PIPE MATERIAL	PIPE TOLERANCE		FLANGE DRILLING	STUDS NO-SIZE	GASKET MOULD	NO OF NOTCHES	WORKING PRESSURE	TEST PRESSURE	SECTION	WEIGHT KG	ASSEMBLY DRG NO
1620.00	STEEL	3.00	3.00	1600PN10	20-M16x160	J127M	NOT REQUIRED	10.0bar	15.0bar	A2E	309.3	6175_312

OVERALL DIMENSIONS DRAWING FOR REFERENCE ONLY
VIKING JOHNSON RESERVE THE RIGHT TO AMEND DETAILS WITHOUT PRIOR NOTIFICATION

This drawing is the exclusive property of VIKING JOHNSON and is confidential and must not be reproduced or disclosed to a third party without written consent. It must be used only for the purpose which it has been issued and is returnable on request.

CRANE A Crane Co Company

OVERALL DIMENSIONS OF
VIKING JOHNSON FLANGE ADAPTOR
A2E SECTION
FOR A 1620.00mm PIPE O.D.
WITH A 1600PN10 FLANGE DRILLING

RELEASE LEVEL: Manufacture

SHEET 1 OF 1



DRAWN	AUTO	SCALE	0.476
DATE	23/03/09	GENERIC	6175_A2E_OD1MS_1

DRG NO SKP937-1