

ALL PRODUCT DIMENSIONS ARE BEFORE COATING

REFERENCE DRAWING ONLY - NOT TO BE USED FOR INSPECTION PURPOSES

DO NOT SCALE

# MATERIAL SPECIFICATION

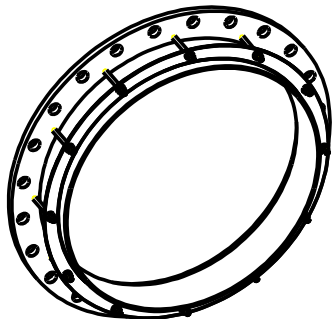
**FLANGE (Part 1)**  
STEEL to  
BS EN10025-2 GRADE S275JR  
**END RING (Part 2)**  
STEEL to  
BS EN10025-2 GRADE S275JR  
**CENTRE SLEEVE (Part 3)**  
STEEL to  
BS EN10025-2 GRADE S275JR  
**GASKET (Part 4)**  
RUBBER 80 HARDNESS  
Grade to suit service  
**STUDS (Part 5)**  
STEEL to  
BS EN ISO898-1 PROPERTY CLASS 4.8  
**NUTS (Part 6)**  
STEEL to  
BS4190 GRADE 4  
**WASHERS (Part 7)**  
STAINLESS STEEL to  
BS1449:PART 2 GRADE 304S15

# FINISH SPECIFICATION

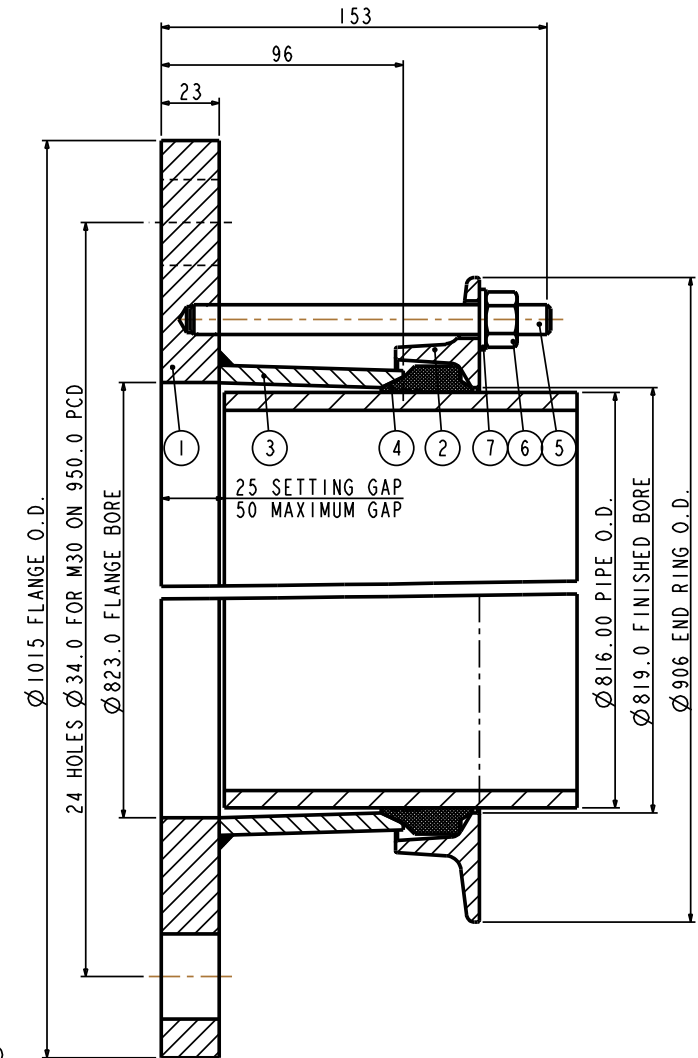
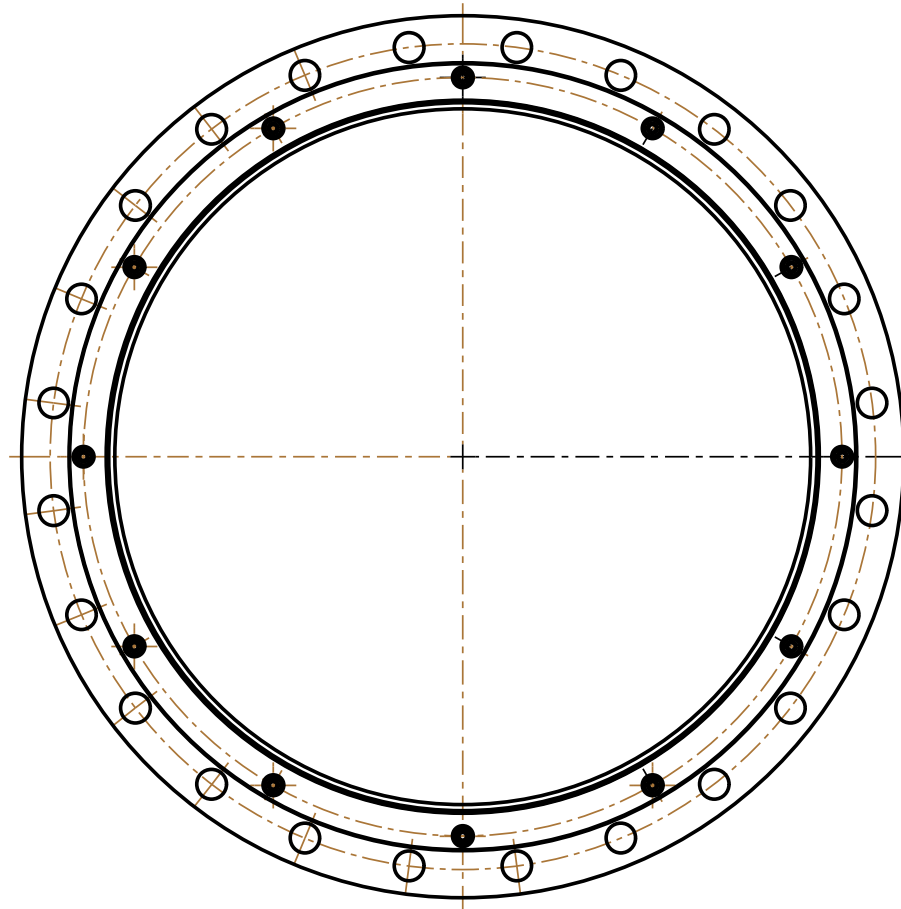
# NOTES

# STUD TORQUES

Torque to 55-65Nm or 40-50 lbf ft



ISOMETRIC VIEW



Pipe O.D. includes a Coating of 1.50mm thick. Un-Coated Pipe is 813.00mm O.D.

PIPE O.D.	PIPE MATERIAL	PIPE TOLERANCE		FLANGE DRILLING	STUDS NO-SIZE	GASKET MOULD	NO OF NOTCHES	WORKING PRESSURE	TEST PRESSURE	SECTION	WEIGHT KG	ASSEMBLY DRG NO
		+	-									
816.00	STEEL	1.60	1.60	800PN10	12-M12x140	J65LS	NOT REQUIRED	10.0bar	15.0bar	L02	67.6	7600_412

OVERALL DIMENSIONS DRAWING  
FOR REFERENCE ONLY  
VIKING JOHNSON RESERVE THE  
RIGHT TO AMEND DETAILS WITHOUT  
PRIOR NOTIFICATION

This drawing is the exclusive property of VIKING JOHNSON and is confidential and must not be reproduced or disclosed to a third party without written consent. It must be used only for the purpose which it has been issued and is returnable on request.

CRANE A Crane Co Company

OVERALL DIMENSIONS OF  
VIKING JOHNSON FLANGE ADAPTOR  
L02 SECTION  
FOR 816.00mm PIPE O.D.  
WITH A 800PN10 FLANGE DRILLING

RELEASE LEVEL: Manufacture

SHEET 1 OF 1

**VIKING JOHNSON**  
World leaders in pipe joints and repair products

DRAWN AUTO SCALE 0.143  
DATE 09/08/17 GENERIC 7600\_0.DIMS\_1

DRG NO SKP2689-1