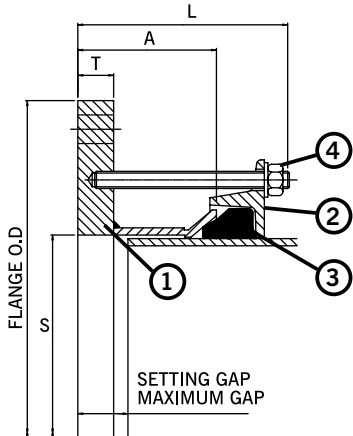


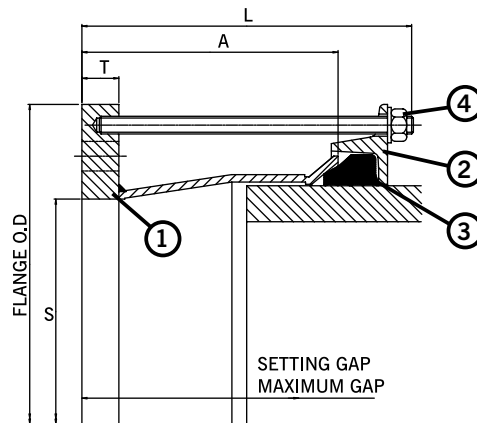
MaxiDaptor Large Diameter Flange Adaptors PN10 (OD 351.0 to 504.3)

Datasheet 1/4

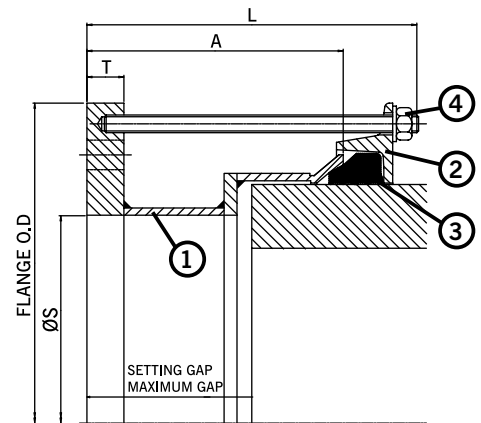
Flange Adaptor Type 1



Flange Adaptor Type 2



Flange Adaptor Type 3



Key

- 1 = Sleeve
- 2 = End Ring
- 3 = Gasket
- 4 = Stud, Nut & Washer

MaxiDaptor Flange Adaptors PN10

OD Range		Flange Details								Gasket Mould No.	Studs No.-Dia x Length	Setting Gap		Weight (kg)
Min (mm)	Max (mm)	Nom.	Drilling	Flange Diameter OD (mm)	Flange Bore S (mm)	Flange Thickness T (mm)	Type	Sleeve Length A (mm)	Overall Length L (mm)			Min (mm)	Max (mm)	
351.0	368.0	300	PN10	478.0	300.0	18	3	205	298	6002	6-M12 x 290	130	153	36.6
351.0	368.0	350	PN10	505.0	350.0	18	1	120	218	6002	8-M12 x 205	45	68	27.4
351.0	368.0	350	PN10	505.0	370.0	18	1	120	218	6002	8-M12 x 205	45	68	28.9
367.0	384.0	300	PN10	494.0	300.0	18	3	235	313	6097	6-M12 x 305	160	183	41.4
367.0	384.0	350	PN10	505.0	350.0	18	1	120	213	6097	8-M12 x 205	45	68	29.5
374.5	391.5	300	PN10	501.0	300.0	18	3	205	298	1659	6-M12 x 290	130	153	41.2
374.5	391.5	350	PN10	505.0	350.0	18	1	120	213	1659	8-M12 x 205	45	68	29.8
374.5	391.5	350	PN10	505.0	393.5	18	1	120	218	1659	8-M12 x 205	45	68	26.2
374.5	391.5	400	PN10	565.0	393.5	25	1	120	218	1659	8-M12 x 205	45	68	39.4
394.3	411.3	350	PN10	522.0	350.0	18	2	205	303	1766	8-M12 x 290	130	153	37.4
394.3	411.3	350	PN10	505.0	397.5	18	2	205	303	1766	8-M12 x 290	130	153	33.5
394.3	411.3	400	PN10	565.0	400.0	25	1	120	220	1766	8-M12 x 205	45	68	39.3
394.3	411.3	400	PN10	565.0	413.5	25	1	120	220	1766	8-M12 x 205	45	68	37.6
404.8	421.8	350	PN10	532.0	350.0	18	3	235	313	1767	8-M12 x 305	160	183	44.3
404.8	421.8	400	PN10	565.0	400.0	18	1	120	213	1767	8-M12 x 205	45	68	33.4
404.8	421.8	400	PN10	565.0	424.0	18	1	120	218	1767	8-M12 x 205	45	68	31.2
418.2	435.2	400	PN10	565.0	400.0	18	1	120	213	1784	8-M12 x 205	45	68	33.8
418.2	435.2	400	PN10	565.0	437.0	18	1	120	218	1784	8-M12 x 205	45	68	30.4
425.0	442.0	350	PN10	552.0	350.0	18	3	235	313	1662	8-M12 x 305	160	183	48.5
425.0	442.0	400	PN10	565.0	400.0	18	1	120	218	1662	8-M12 x 205	45	68	34.1
425.0	442.0	400	PN10	565.0	444.0	18	1	120	218	1662	8-M12 x 205	45	68	30.0
434.4	451.4	400	PN10	565.0	400.0	18	2	205	298	1768	8-M12 x 290	130	153	40.4
434.4	451.4	400	PN10	565.0	448.0	18	2	205	298	1768	8-M12 x 290	130	153	35.9
447.2	464.2	400	PN10	575.0	400.0	18	2	205	298	1769	8-M12 x 290	130	153	41.9
447.2	464.2	400	PN10	575.0	448.0	18	2	205	298	1769	8-M12 x 290	130	153	37.4
455.0	472.0	400	PN10	582.0	400.0	18	3	240	333	6003	8-M12 x 325	165	188	48.7
455.0	472.0	450	PN10	615.0	450.0	23	1	120	213	6003	10-M12 x 205	45	68	42.0
455.0	472.0	450	PN10	615.0	474.0	23	1	120	218	6003	10-M12 x 205	45	68	38.9
467.0	484.0	400	PN10	594.0	400.0	23	3	205	303	6073	8-M12 x 290	130	153	54.7
467.0	484.0	450	PN10	615.0	450.0	23	1	120	218	6073	10-M12 x 205	45	68	42.4
476.0	493.0	400	PN10	603.0	400.0	23	3	240	338	1770	8-M12 x 325	170	193	60.6
476.0	493.0	450	PN10	615.0	450.0	23	1	120	218	1770	10-M12 x 205	45	68	42.7
476.0	493.0	450	PN10	615.0	495.0	23	1	120	218	1770	10-M12 x 205	45	68	36.7
476.0	493.0	500	PN10	670.0	495.0	25	1	120	218	1770	10-M12 x 205	45	68	49.0
487.3	504.3	400	PN10	615.0	400.0	23	3	245	338	1771	8-M12 x 325	170	193	63.8
487.3	504.3	450	PN10	615.0	450.0	23	2	205	303	1771	10-M12 x 290	130	153	49.8
487.3	504.3	450	PN10	615.0	499.0	23	2	205	303	1771	10-M12 x 290	130	153	43.2
487.3	504.3	500	PN10	670.0	500.0	23	1	120	218	1771	10-M12 x 205	45	68	46.4

Every effort has been made to ensure that the information contained in this publication is accurate at the time of publishing. Crane Ltd assumes no responsibility or liability for typographical errors or omissions or for any misinterpretation of the information within the publication and reserves the right to change without notice.

DR8550_03_2020_ISSUE 6

MaxiDaptor Large Diameter Flange Adaptors PN10 (OD 351.0 to 504.3)

Datasheet

2/4

Technical Information

Working Pressure Rating

Water 10 bar

Gas 6 bar

Vacuum Pressure

Capable of accommodating a vacuum pressure of -0.7 bar

Site Test Pressure

1.5 times working pressure for short duration (2 hours)

Angularity

Flange Adaptors 3°

The above are for when the product is on maximum pipe outside diameters; can achieve larger ones with smaller pipe diameters.

Bolt Torque/Spanner

M12; Torque 55-65Nm on every bolt

Spanner size A/F 19mm

Temperature Rating of Product

EPDM -20°C to +90°C

Nitrile -20°C to +90°C

For use on applications with fluctuating and / or elevated temperatures (> 60°C) may require regular maintenance to re-tighten the bolts and must be included in any maintenance schedule.

End Load Due to Internal Pressure

MaxiFit DOES NOT resist end load due to the internal pressure - adequate external restraint must be provided to prevent pipe pull out.

Approvals

The following water contact materials used in MaxiFit are approved for use with potable water:-

Rilsan Nylon 11:

➤ WRAS, AS/NZS 4020, DVGW, W270, ACS & KIWA

EPDM Gaskets:

➤ WRAS, AS/NZS 4020

In addition to the above, MaxiFit range as a finished product has KIWA certification verifying that the above products comply with the requirements of the Water Supply (Water Fittings) Regulations for England and Wales 1999, the Water Byelaws 2000, Scotland and the Water Regulations Northern Ireland.

Materials & Relevant Standards

Flange Adaptor Body

Flange:

➤ Mild Steel to BS EN 10025-2 Grade S275

Sleeve:

➤ Rolled Steel to BS EN 10025-2 Grade S275

End Ring

Rolled Steel to BS EN 10025-2 Grade S275

Gasket

EPDM Grade "E" to BS EN 681-1 Type WA WRAS Listed

Nitrile compound to Grade G BS EN 682, Type G

Coating

Flange Adaptor Body & End Ring:

➤ Rilsan Nylon 11 to WIS 4-52-01 Part 1

Bolts & Nuts:

➤ Sheraplex to WIS 4-52-03

Studs

Standard - Steel to BS EN ISO 898-1 Property Class 4.8

Option - Stainless Steel to BS EN ISO 3506-1: grade A4 property class 50

Nuts

Standard - Steel to BS EN 4190 Grade 4

Option - Stainless Steel to BS EN ISO 3506-2: grade A4 property class 80

Washers

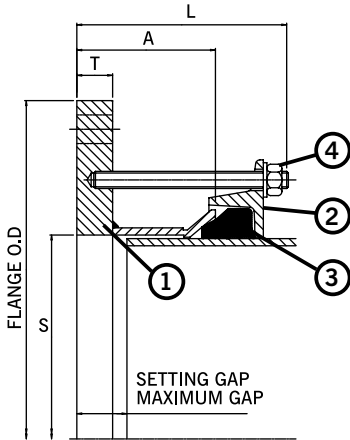
Stainless Steel to BS 1449:Part 2 Grade 304 S15

MaxiDaptor Large Diameter Flange Adaptors PN10 (OD 492.0 to 716.0)

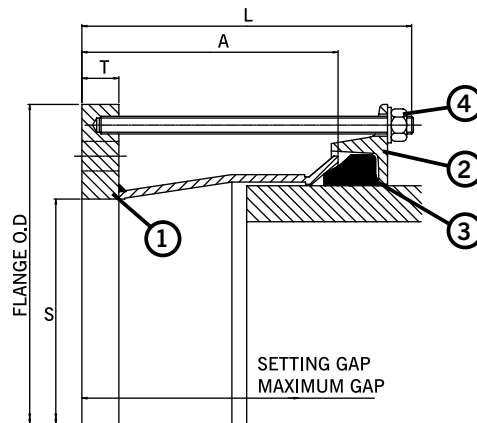
Datasheet

3/4

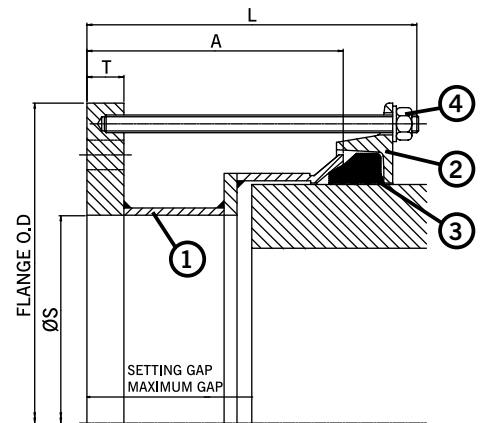
Flange Adaptor Type 1



Flange Adaptor Type 2



Flange Adaptor Type 3



Key

- 1 = Sleeve
- 2 = End Ring
- 3 = Gasket
- 4 = Stud, Nut & Washer

MaxiDaptor Flange Adaptors PN10

OD Range		Flange Details								Gasket Mould No.	Studs No.-Dia x Length	Setting Gap		Weight (kg)
Min (mm)	Max (mm)	Nom.	Drilling	Flange Diameter OD (mm)	Flange Bore S (mm)	Flange Thickness T (mm)	Type	Sleeve Length A (mm)	Overall Length L (mm)			Min (mm)	Max (mm)	
492.0	509.0	500	PN10	670.0	511.0	23	1	120	218	6037	10-M12 x 205	45	68	45.0
501.9	518.9	450	PN10	630.0	450.0	23	2	205	303	1772	10-M12 x 290	130	153	52.3
501.9	518.9	450	PN10	615.0	485.5	23	2	205	303	1772	10-M12 x 290	130	153	47.6
501.9	518.9	500	PN10	670.0	500.0	23	1	120	218	1772	10-M12 x 205	45	68	47.0
501.9	518.9	500	PN10	670.0	521.0	23	1	120	218	1772	10-M12 x 205	45	68	43.9
510.0	527.0	450	PN10	637.0	450.0	23	2	205	303	6004	10-M12 x 290	130	153	53.9
510.0	527.0	450	PN10	637.0	494.0	23	2	205	303	6004	10-M12 x 290	130	153	48.0
510.0	527.0	500	PN10	670.0	500.0	23	1	120	220	6004	10-M12 x 205	45	68	47.2
527.0	544.0	500	PN10	670.0	500.0	23	1	120	218	1773	10-M12 x 205	45	68	47.8
527.0	544.0	500	PN10	670.0	546.0	23	1	120	218	1773	10-M12 x 205	45	68	47.1
540.1	557.1	450	PN10	667.0	450.0	23	3	250	338	1774	10-M12 x 325	175	198	71.2
540.1	557.1	500	PN10	670.0	500.0	23	2	205	303	1774	10-M12 x 290	130	153	55.0
540.1	557.1	500	PN10	670.0	550.0	23	2	205	303	1774	10-M12 x 290	130	153	47.6
555.3	572.3	500	PN10	684.0	500.0	23	2	205	303	1775	10-M12 x 290	130	153	58.2
555.3	572.3	500	PN10	684.0	550.0	23	2	205	303	1775	10-M12 x 290	130	153	50.8
566.5	583.5	500	PN10	694.0	500.0	23	2	205	303	1776	10-M12 x 290	130	153	60.5
566.5	583.5	500	PN10	694.0	550.0	23	2	205	303	1776	10-M12 x 290	130	153	53.1
582.2	599.2	500	PN10	709.0	500.0	23	3	205	303	1777	10-M12 x 290	130	153	72.6
582.2	599.2	500	PN10	670.0	540.0	23	3	205	303	1777	10-M12 x 290	130	153	64.5
582.2	599.2	600	PN10	780.0	600.0	25	1	120	218	1777	10-M12 x 205	45	68	59.1
601.0	618.0	500	PN10	728.0	500.0	23	3	255	338	6020	10-M12 x 325	180	203	81.3
601.0	618.0	600	PN10	780.0	600.0	25	1	120	218	6020	10-M12 x 205	45	68	59.8
618.0	635.0	600	PN10	780.0	600.0	23	1	120	218	6025	10-M12 x 205	45	68	57.5
630.0	647.0	600	PN10	780.0	600.0	23	1	120	218	1778	10-M12 x 205	45	68	58.0
630.0	647.0	600	PN10	780.0	649.0	23	1	120	218	1778	10-M12 x 205	45	68	49.4
645.2	662.2	600	PN10	780.0	600.0	23	2	205	303	1779	10-M12 x 290	130	153	66.8
645.2	662.2	600	PN10	780.0	649.0	23	2	205	303	1779	10-M12 x 290	130	153	58.1
662.0	679.0	600	PN10	790.0	600.0	23	2	205	298	1780	10-M12 x 290	130	153	69.3
662.0	679.0	600	PN10	790.0	653.0	23	2	205	303	1780	10-M12 x 290	130	153	60.0
675.0	692.0	600	PN10	802.0	600.0	23	2	205	303	6005	10-M12 x 290	130	153	72.3
675.0	692.0	600	PN10	802.0	653.0	23	2	205	303	6005	10-M12 x 290	130	153	63.0
689.0	706.0	600	PN10	816.0	600.0	23	3	260	338	10511/49	10-M12 x 325	185	210	90.3
695.0	712.0	700	PN10	895.0	714.0	23	1	120	218	6063	12-M12 x 205	45	68	66.1
699.0	716.0	700	PN10	895.0	718.0	23	1	120	218	10511/50	12-M12 x 205	45	68	65.5

Every effort has been made to ensure that the information contained in this publication is accurate at the time of publishing. Crane Ltd assumes no responsibility or liability for typographical errors or omissions or for any misinterpretation of the information within the publication and reserves the right to change without notice.

DR8550_03_2020_ISSUE 6

MaxiDaptor Large Diameter Flange Adaptors PN10 (OD 492.0 to 716.0)

Datasheet

4/4

Technical Information

Working Pressure Rating

Water 10 bar

Gas 6 bar

Vacuum Pressure

Capable of accommodating a vacuum pressure of -0.7 bar

Site Test Pressure

1.5 times working pressure for short duration (2 hours)

Angularity

Flange Adaptors 3°

The above are for when the product is on maximum pipe outside diameters; can achieve larger ones with smaller pipe diameters.

Bolt Torque/Spanner

M12; Torque 55-65Nm on every bolt

Spanner size A/F 19mm

Temperature Rating of Product

EPDM -20°C to +90°C

Nitrile -20°C to +90°C

For use on applications with fluctuating and / or elevated temperatures (> 60°C) may require regular maintenance to re-tighten the bolts and must be included in any maintenance schedule.

End Load Due to Internal Pressure

MaxiFit DOES NOT resist end load due to the internal pressure - adequate external restraint must be provided to prevent pipe pull out.

Approvals

The following water contact materials used in MaxiFit are approved for use with potable water:-

Rilsan Nylon 11:

➤ WRAS, AS/NZS 4020, DVGW, W270, ACS & KIWA

EPDM Gaskets:

➤ WRAS, AS/NZS 4020

In addition to the above, MaxiFit range as a finished product has KIWA certification verifying that the above products comply with the requirements of the Water Supply (Water Fittings) Regulations for England and Wales 1999, the Water Byelaws 2000, Scotland and the Water Regulations Northern Ireland.

Materials & Relevant Standards

Flange Adaptor Body

Flange:

➤ Mild Steel to BS EN 10025-2 Grade S275

Sleeve:

➤ Rolled Steel to BS EN 10025-2 Grade S275

End Ring

Rolled Steel to BS EN 10025-2 Grade S275

Gasket

EPDM Grade "E" to BS EN 681-1 Type WA WRAS Listed

Nitrile compound to Grade G BS EN 682, Type G

Coating

Flange Adaptor Body & End Ring:

➤ Rilsan Nylon 11 to WIS 4-52-01 Part 1

Bolts & Nuts:

➤ Sheraplex to WIS 4-52-03

Studs

Standard - Steel to BS EN ISO 898-1 Property Class 4.8

Option - Stainless Steel to BS EN ISO 3506-1: grade A4 property class 50

Nuts

Standard - Steel to BS EN 4190 Grade 4

Option - Stainless Steel to BS EN ISO 3506-2: grade A4 property class 80

Washers

Stainless Steel to BS 1449:Part 2 Grade 304 S15